





DAIMLER CHRYSLER ORDERS 56 PORTABLE WASHROOMS

The Problem to Solve:

The Daimler Chrysler Corporation built a new facility in Toledo, Ohio to manufacture their Jeep. Daimler Chrysler was finding a lot of down time as employees were leaving the manufacturing line to walk a considerable distance to washroom facilities. Daimler Chrysler's engineering department had to come up with a solution to this problem and also to standardize it worldwide.

The Solution Taken:

Daimler Chrysler approached Provincial Partitions Inc. with their concerns. Provincial Partitions designed and fabricated 56 relocatable washroom units for the Toledo plant. These units were designed using the System 40 wall system with metal panels for durability. The washrooms were constructed on a structural steel base for easy relocation with a forklift. The washrooms are of various sizes to accommodate 2-8 people and range in sizes from 4'x11' to 11'x26'. Provincial Partitions has once again come up with a solution to a problem and has become a standard with Daimler Chrysler Worldwide.



offer Daimler Chrysler long life and durability.

This order was perfect for the new assembly line recently installed within the Provincial Partitions facility.

P.P.I. professionally trained installers are good at all aspects of construction of any type of units.

This new assembly line allows each unit to pass each station where System 40 installers complete their task.

Stage 1: Picking of the parts out of P.P.I.'s large stock always on hand.

Stage 2: The assembly of the multiple weld structural steel sub floors. The wall framing is erected in this stage also.

Stage 3: All interior metal clad panels and roof panels are installed.

Stage 4: Plumbing/Electrical is installed.

Stage 5: Exterior metal clad panels, doors & hardware and all necessary trims are completed.

Stage 6: One piece flooring is installed.

Stage 7: Toilet partitions and accessories are installed.

Stage 8: Units are wiped down, cleaned up and ready for shipping to final destination.

* A quality control manager monitors all stages on the line at all times.

Provincial Partitions new assembly line offers quicker turn around time on preassembled units allowing better quality control and a 1st class finished product, each and every time!!

Provincial Partitions designs, manufactures, installs and delivers.

WE ARE TRULY YOUR COMPLETE SOLUTION!

Daimler Chrysler ordered for various departments - Body/Parts/Trim.

- 18 - 11'4" X 24'10" Male Washrooms
- 8 - 11'4" X 21'9" Female Washrooms
- 10 - 11'4" X 15'8" Female Washrooms
- 2 - 11'4" X 15'8" Male Washrooms
- 2 - 11'4" X 12'7" Female Washrooms
- 1 - 11'4" X 12'7" Unisex Washroom
- 16 - 11'4" X 4' Janitor Closets

Units were split for easy shipping purposes and to easily locate within 12' aisles within the automotive plant. Integrated fork lift pockets were incorporated into the heavy-duty structural steel sub floors these units where constructed upon.

One piece sheet vinyl flooring was used due to the heavy industrial traffic these units would receive.

Units arrived prefinished, just electrical and plumbing hook up were required to put units into instant use on site.

System 40 metal clad panels with series 8000+ pre-coated industrial enamel coating over an epoxy base were used inside and outside, easily cleaned, highly resistant to impact, abrasion and most common chemicals for these industrial structures. Made of all steel the System 40 washroom facilities will