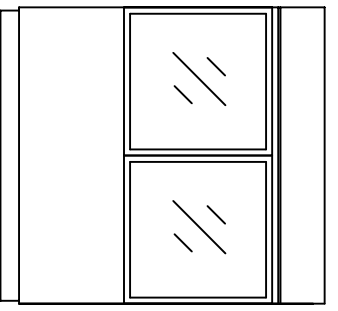
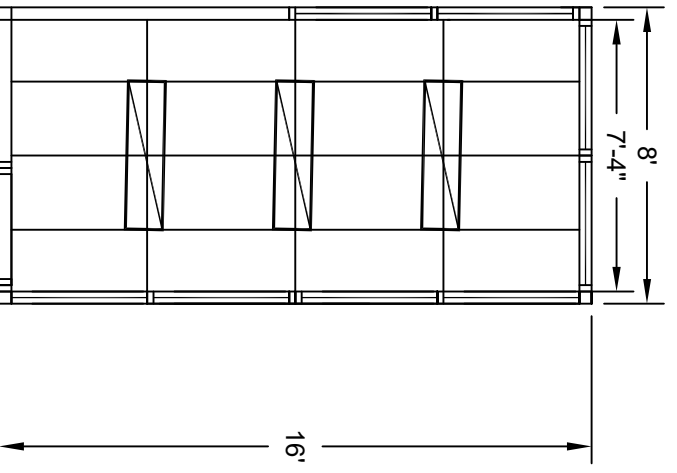


REVISIONS			
REV	DESCRIPTION	DATE	APPROVED




ELEVATION 4
SCALE: 1/8"=1'-0"

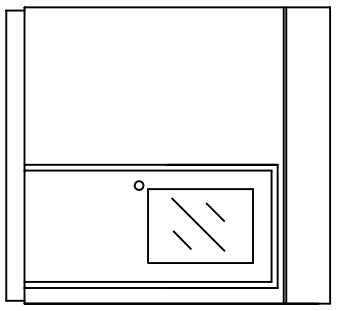
NOTE:
UNIT IS BUILT ON
24" ELEVATED STEEL BASE



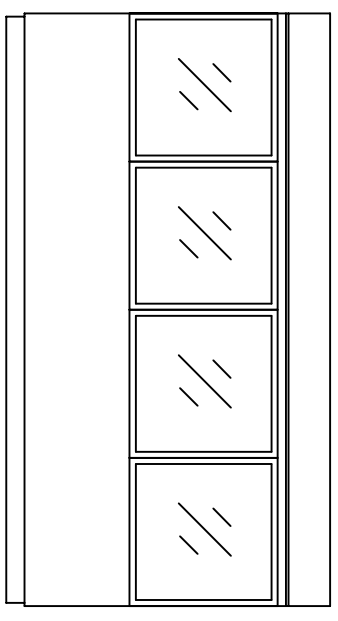
PLAN VIEW / CEILING PLAN
SCALE: 1/8"=1'-0"



ELEVATION 2
SCALE: 1/8"=1'-0"



ELEVATION 1
SCALE: 1/8"=1'-0"



ELEVATION 3
SCALE: 1/8"=1'-0"

CUSTOMER:			
USED INVENTORY WHITE COLOUR			
LOCATION:			
Mississauga, ON.			
JOB NAME:			
WFE 8 X 16 ELEVATED KIOSK			
DWG./JOB NO.: 0	BY: ASF	YR	MO
QUOTE NO.: 0		17	01
SHEET NO.: 1 OF 1		09	
SCALE: N.I.S.	REV.NO	00	

