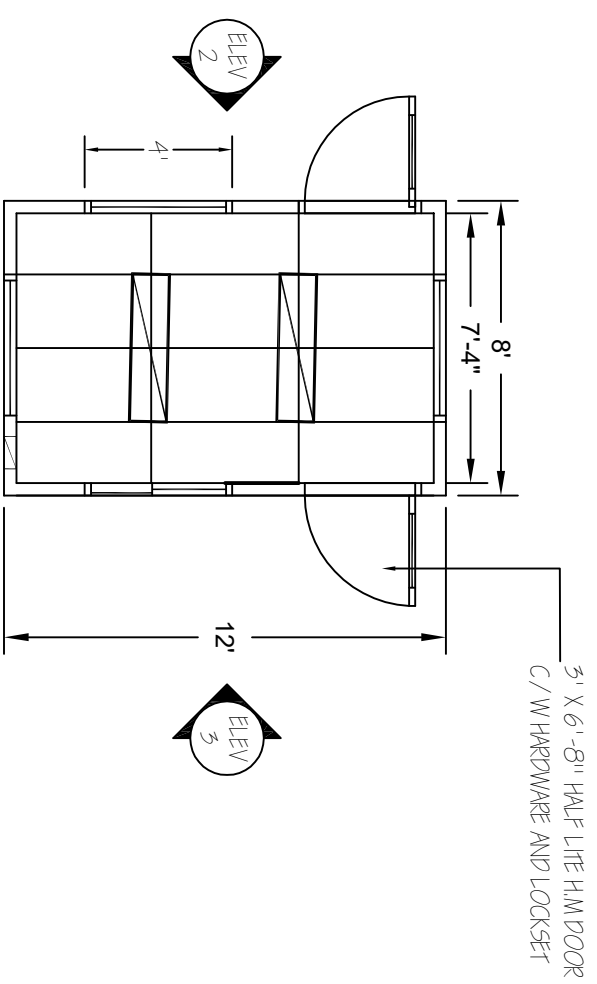
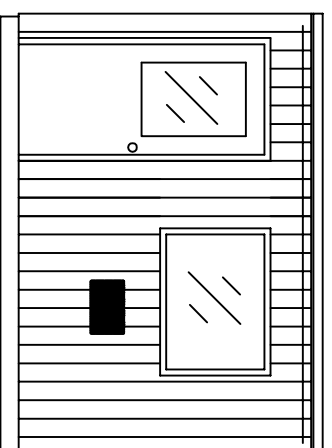


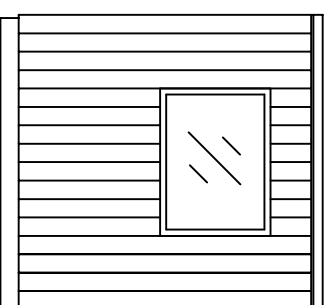
REVISIONS		
REV	DESCRIPTION	APPROVED



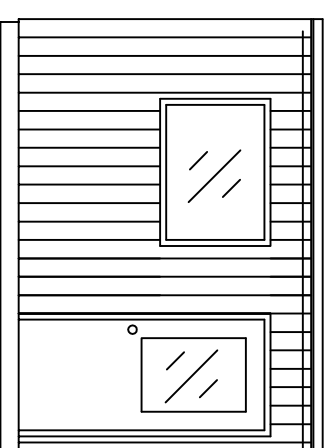
PLAN VIEW / CEILING PLAN
SCALE: 1/8" = 1'-0"



ELEVATION 2
SCALE: 1/8" = 1'-0"



ELEVATION 1
SCALE: 1/8" = 1'-0"



ELEVATION 3
SCALE: 1/8" = 1'-0"

CUSTOMER:			
USED INVENTORY WHITE/BLUE COLOUR			
LOCATION: Mississauga, ON.			
JOB NAME: WIFE 8 X 12 PORTABLE			
DWG/JOB NO: 0	BY: ASF	YR	MO
QUOTE NO: 0		17	01
SHEET NO: 1 OF 1		01	03
SCALE: N.T.S.	REV.NO: 00		

